

# Greek Distilleries Sector in Numbers (2018)



**253**  
Production units of  
Greek  
Alcoholic beverages



**72%**  
Of Greek alcoholic drinks production is with  
PROTECTED GEOGRAPHICAL INDICATION at  
EU level



**67 mil. bottles \***  
**18,7 mil. ltrs.**  
Production (in ltrs. of pure alcohol)

**67%** of  
Greek  
production is  
exported



**45 mil. bottles \***  
**12,6 mil. ltrs.**  
Exports (in ltrs. of pure alcohol)



**94 mil. €**  
Paid in Excise Taxes



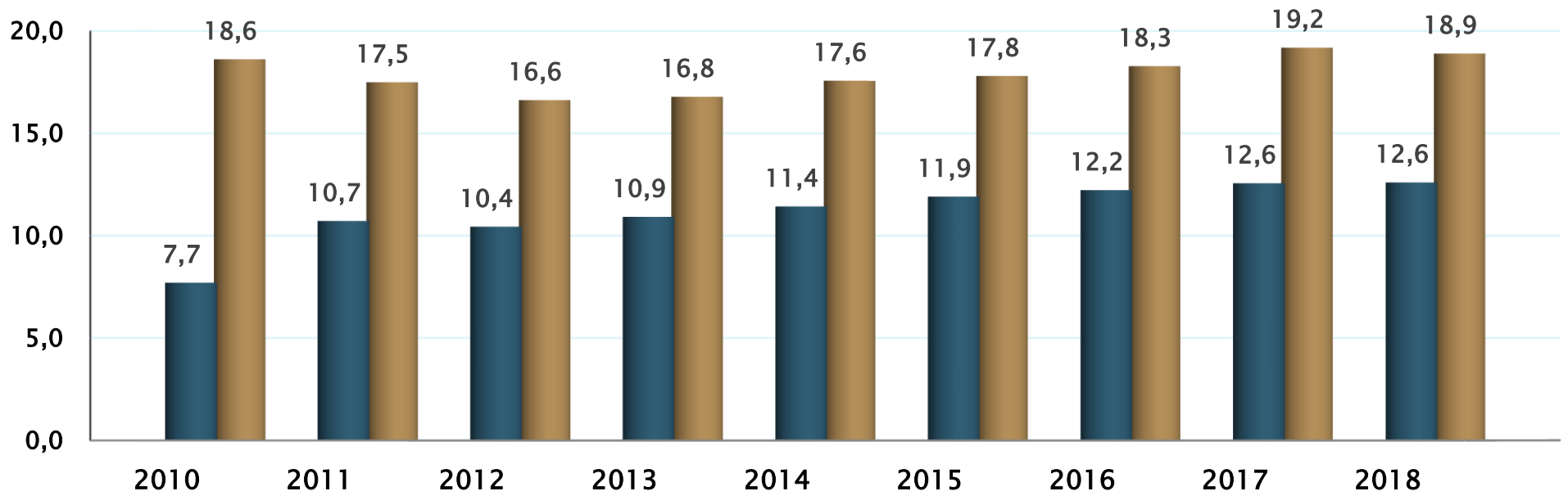
**75 mil. €**  
Exports Value

\* Quantity in bottles 0,70 ltrs. 40% vol

# Exports of Greek Spirits & Distillates

Volume of Greek Spirits Produced & Exported  
(mil. lpa)

**2018 vs 2010**  
Exports : +63.6%  
Production : -1.6%  
In mil. Ltrs pure alcohol



Expo/Prod= 41%  
2010

■ Exports ■ Production

Expo/Prod = 67%  
2018

# Spirit Drinks Commercial Balance

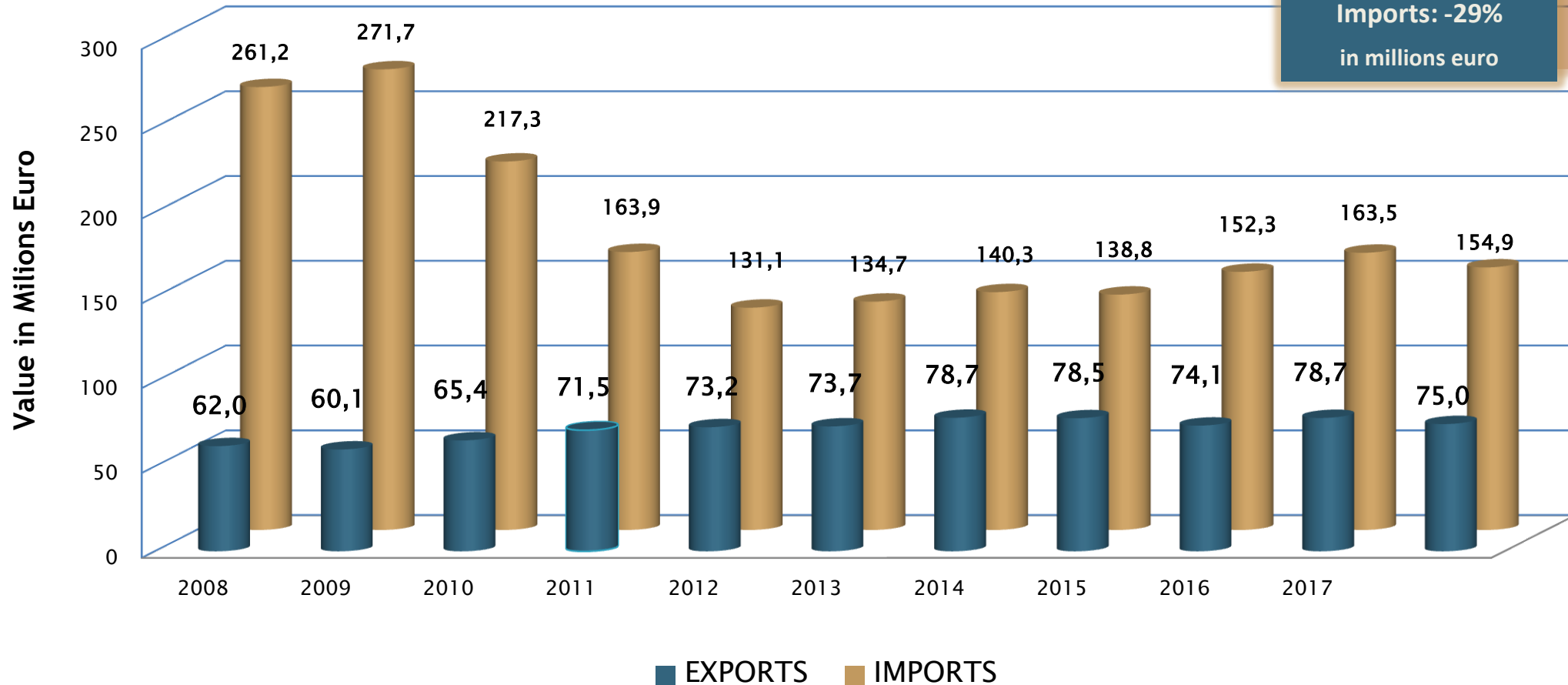
The Greek Spirit industry has been gradually reducing its trade deficit. In particular, the industry has significantly reduced its deficit from €152 millions in 2010 to €80 millions in 2018

2018 vs 2010

Exports: +15%

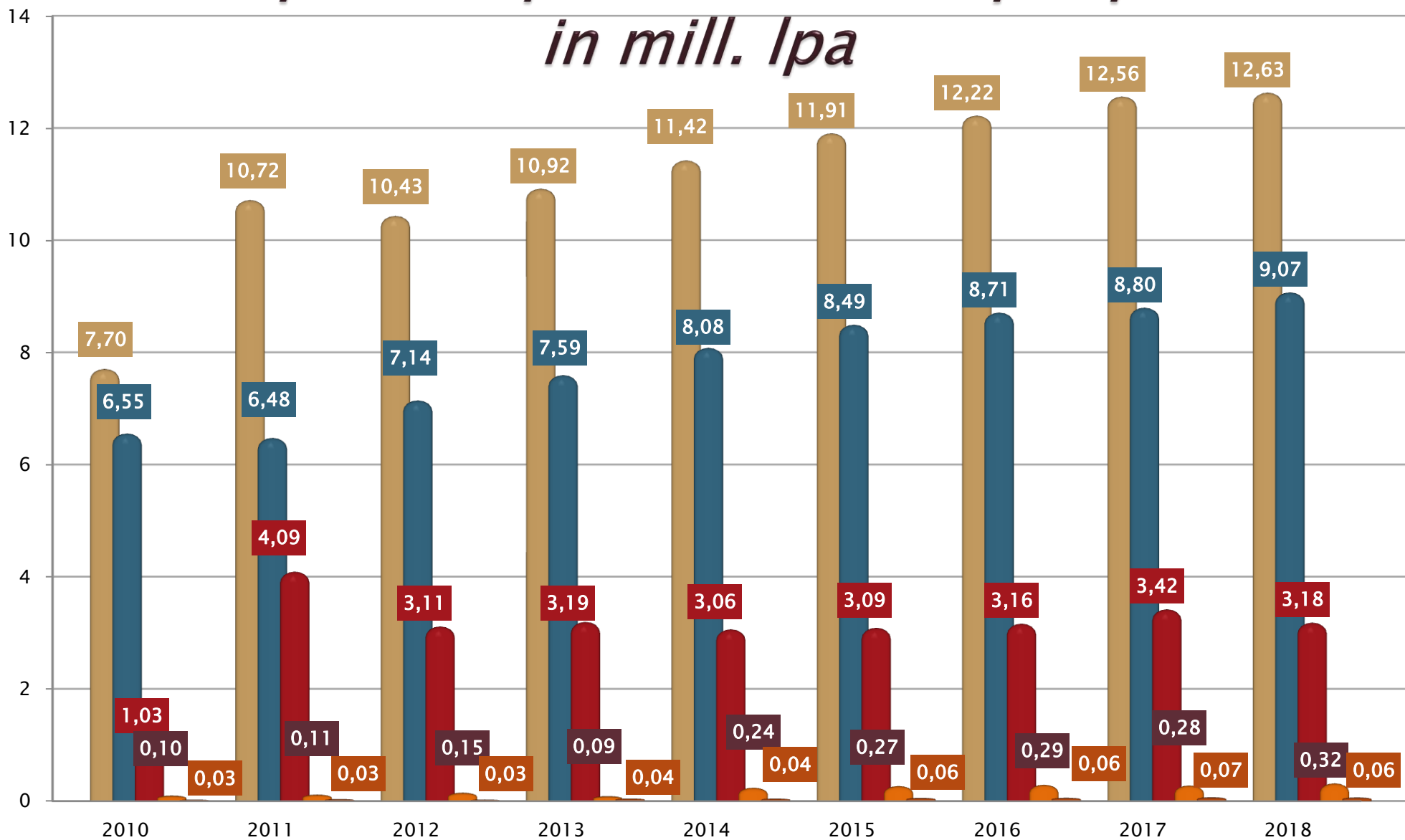
Imports: -29%

in millions euro



# Greek Spirits exports evolution per product in mill. lpa

Mill.. lpa



Source: Chemical State Laboratory of Greece

TOTAL

OUZOU

OTHER SPIRITS

LIQUOR

TSIPOURO

# *Exports Share by Volume 2018 Greek Spirits*

